

**EXPLICACION DEL MODELO**

Con Moon, Rafa García ha ideado un diseño con un ADN 100% modular. A Moon le podemos pedir la Luna. Partiendo de 3 brazos, 5 módulos de diferentes medidas y un puf, su componibilidad es infinita. Módulo a módulo podemos reconstruir el espacio, por ello este diseño se convierte en la pieza ideal para cualquier proyecto de contract, para cualquier necesidad.

Moon se puede tapizar tanto en tela, piel o piel sintética.

Las patas son de madera de haya lacadas o tintadas.

IMPORTANTE

Estructura tapizada fija, no desenfundable.

Para los distintos tipos de unión entre módulos, ver diagrama inferior. El ángulo y el puf no se pueden unir al brazo. La unión entre módulos y ángulo se realiza mediante carraca.

Las solicitudes de composiciones modulares deben adjuntar un plano en planta al realizar el pedido. La mano (derecha/izquierda) se interpreta siempre viendo el dibujo de frente.

Por favor, indique en el pedido la opción de acabado deseada para las patas (muestras para haya tintado o lacados).

DESCRIPTION

With the Moon, Rafa García has created a design with modularity in its DNA; three arms, five modules with different measurements and a pouf enable endless combinations. Module by module, one can redefine a space, making this design an ideal piece for any demanding project.

The product is available in fabric, leather or synthetic leather.

The beech legs can be stained or lacquered.

IMPORTANT

Fixed covers.

For the different types of union between modules, see diagram below. The straight corner and pouf cannot be joined to an arm. Modules are joined to straight corners by ratchets.

Orders for modular combinations must include a plan. Left and right are interpreted as if facing the sofa.

Please state the desired finishing option for the legs on your order (stained or lacquered beech.)

CARACTERISTIQUES

Rafa García a créé un programme de canapés dont l'ADN est 100% modulable.

Les compositions sont infinies grâce à ses 3 bras, 5 modules de différentes dimensions et 1 pouf. Module après module, nous pouvons construire un espace, ce qui rend Moon idéal pour tous vos projets professionnels ou privés.

Disponible en tissu, cuir ou cuir synthétique.

Pieds en hêtre laqués ou teintés.

IMPORTANT

Structure fixe non déhoussable.

Pour les différents types d'union entre les modules, voir le schéma ci-dessous. L'angle et le pouf ne peut pas être uni aux bras. Le lien entre les modules et l'angle se fait par visserie.

Toute commande d'ensemble modulable doit être accompagnée d'un plan se lisant toujours vue de face.

Ne pas oublier non plus d'indiquer le type de finition désiré pour les pieds (teintes ou laqués).

CARACTERISTICAS TECNICAS**TELA Y PIEL**

- Estructura de madera forrada en espuma CMHR 30kg.
- Bastidor de asiento preparado con cincha NEA de 80mm y espuma CMHR 35kg, con una parte superior en CMHR 30kg.
- Respaldo preparado con DM, espuma CMHR 30kg y la parte superior en densidad CMHR 60kg.
- Patas de madera de haya lacadas o tintadas.

TECHNICAL CHARACTERISTICS**FABRIC AND LEATHER**

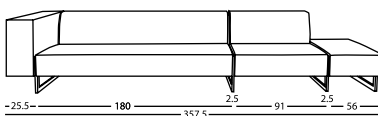
- Wooden structure covered in CMHR 30kg foam.
- Seat structure fitted with 80mm NEA elastic webbing with CMHR 35kg and CMHR 30kg foam.
- MDF back covered with CMHR 30kg and CMHR 60kg foam.
- Beech wooden feet in a selection of stains or lacquers.

CARACTERISTIQUES TECHNIQUES**TISSU ET CUIR**

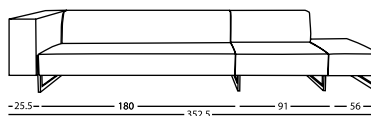
- Structure en bois recouverte de mousse CMHR 30kg.
- Châssis d'assise préparé avec des sangles NEA de 80mm et mousse CMHR 35kg, avec partie supérieure en CMHR 30kg.
- Dossier en médium, avec mousse CMHR 30kg, avec partie supérieure en CMHR 60kg.
- Pieds en hêtre teintés ou laqués.

UNION MODULOS / MODULES CONNECTED / UNION DES MODULES**Opción 1 / Option 1**

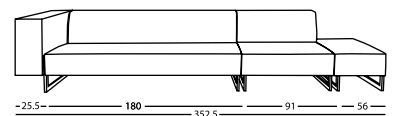
Unión mediante pata central compartida, visible entre módulos.
Modules connected by feet visible between the seats.
Union des modules par pied central partagé, visible entre les modules.

**Opción 2 / Option 2**

Unión mediante pata central compartida, NO visible entre módulos.
Modules connected by feet that are not visible between the seats.
Union des modules par pied central partagé, non visible entre les modules.

**Opción 3 / Option 3**


Módulos unidos mediante carraca.
Modules connected by a ratchet.
Union des modules par pièce d'union.



Este tipo de unión aumenta la medida de la composición 2.5cm por pata.
This type of joint increases the composition measurement 2.5cm per leg.
Ce type de joint augmente la mesure de la composition de 2,5 cm par jambe.

FIRMEZA / FIRMNESS / FERMETÉ

SUAVE
SOFT
DOUX



FIRME
FIRM
FERME

MOON by Rafa García, 2007



ACABADOS / FINISHES / FINITIONS

PATAS / FEET / PIED

HAYA / BEECH / HÊTRE



002 NATURAL 030 WENGUE PLUS 003 NOGAL 004 CENIZA 006 ANTRACITA 108 NEGRO 009 CEREZO

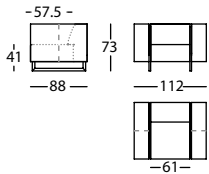
LACADOS / LACQUERS / LAQUES



121 LIMÓN 112 MALAQUITA 122 ÓPALO 113 MANGO 123 ULTRAMAR 124 CHAMPAGNE 125 BERENJENA 093 GRIS CUARZO 096 CREMA 095 GRIS SEDA 001 NEGRO 005 BLANCO



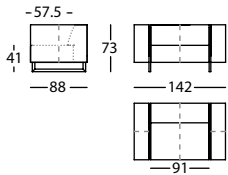
138 ALPINO 140 PISCINA 141 NUDE 139 CASTAÑO



102.11.M.3

MOON SILLON 112 BRAZO ALTO
MOON ARMCHAIR 112 WIDE AND HIGH ARM
MOON FAUTEUIL 112 BRAS LARGE ET HAUT

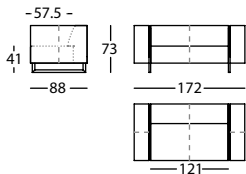
0,77 m³ / 1 Pack. / 45,0 kg



102.11.Q.3

MOON SOFA 142 BRAZO ALTO
MOON SOFA 142 WIDE AND HIGH ARM
MOON CANAPE 142 BRAS LARGE ET HAUT

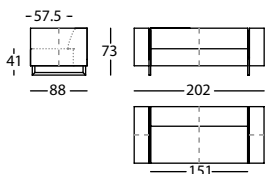
0,97 m³ / 1 Pack. / 50,0 kg



102.11.T.3

MOON SOFA 172 BRAZO ALTO
MOON SOFA 172 WIDE AND HIGH ARM
MOON CANAPE 172 BRAS LARGE ET HAUT

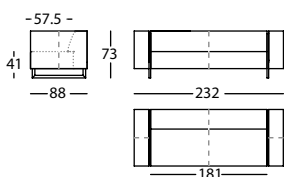
1,17 m³ / 1 Pack. / 59,0 kg



102.11.W.3

MOON SOFA 202 BRAZO ALTO
MOON SOFA 202 WIDE AND HIGH ARM
MOON CANAPE 202 BRAS LARGE ET HAUT

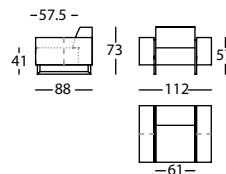
1,37 m³ / 1 Pack. / 61,0 kg



102.11.Z.3

MOON SOFA 232 BRAZO ALTO
MOON SOFA 232 WIDE AND HIGH ARM
MOON CANAPE 232 BRAS LARGE ET HAUT

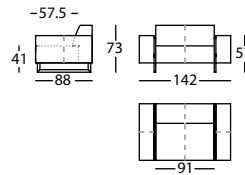
1,57 m³ / 1 Pack. / 64,0 kg



102.11.M.1

MOON SILLON 112 BRAZO BAJO
MOON ARMCHAIR 112 WIDE AND LOW ARM
MOON FAUTEUIL 112 BRAS LARGE ET BAS

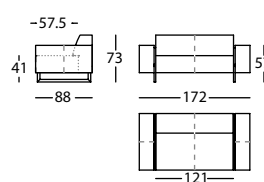
0,77 m³ / 1 Pack. / 45,0 kg



102.11.Q.1

MOON SOFA 142 BRAZO BAJO
MOON SOFA 142 WIDE AND LOW ARM
MOON CANAPE 142 BRAS LARGE ET BAS

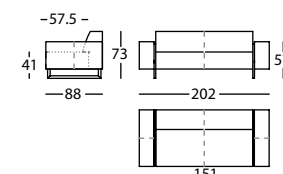
0,97 m³ / 1 Pack. / 50,0 kg



102.11.T.1

MOON SOFA 172 BRAZO BAJO
MOON SOFA 172 WIDE AND LOW ARM
MOON CANAPE 172 BRAS LARGE ET BAS

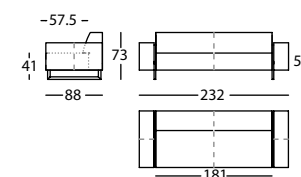
1,17 m³ / 1 Pack. / 59,0 kg



102.11.W.1

MOON SOFA 202 BRAZO BAJO
MOON SOFA 202 WIDE AND LOW ARM
MOON CANAPE 202 BRAS LARGE ET BAS

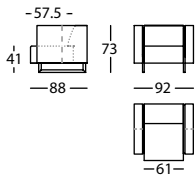
1,37 m³ / 1 Pack. / 61,0 kg



102.11.Z.1

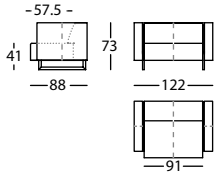
MOON SOFA 232 BRAZO BAJO
MOON SOFA 232 WIDE AND LOW ARM
MOON CANAPE 232 BRAS LARGE ET BAS

1,57 m³ / 1 Pack. / 64,0 kg

MOON by Rafa García, 2007**102.11.K.2**

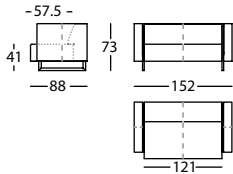
MOON SILLON 92 BRAZO ESTRECHO
MOON ARMCHAIR 92 NARROW AND HIGH ARM
MOON FAUTEUIL 92 BRAS ETROIT ET HAUT

0,63 m³ / 1 Pack. / 41,0 kg

**102.11.N.2**

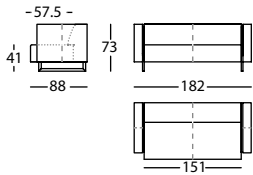
MOON SOFA 122 BRAZO ESTRECHO
MOON SOFA 122 NARROW AND HIGH ARM
MOON CANAPE 122 BRAS ETROIT ET HAUT

0,83 m³ / 1 Pack. / 46,0 kg

**102.11.R.2**

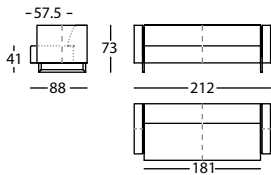
MOON SOFA 152 BRAZO ESTRECHO
MOON SOFA 152 NARROW AND HIGH ARM
MOON CANAPE 152 BRAS ETROIT ET HAUT

1,04 m³ / 1 Pack. / 55,0 kg

**102.11.U.2**

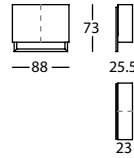
MOON SOFA 182 BRAZO ESTRECHO
MOON SOFA 182 NARROW AND HIGH ARM
MOON CANAPE 182 BRAS ETROIT ET HAUT

1,24 m³ / 1 Pack. / 57,0 kg

**102.11.X.2**

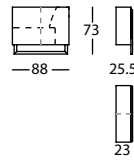
MOON SOFA 212 BRAZO ESTRECHO
MOON SOFA 212 NARROW AND HIGH ARM
MOON CANAPE 212 BRAS ETROIT ET HAUT

1,44 m³ / 1 Pack. / 60,0 kg

**102.133.D**

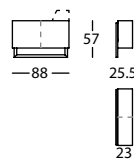
MOON BRAZO ALTO DCHO
MOON WIDE AND HIGH RIGHT ARM
MOON BRAS LARGE ET HAUT DROIT

0,16 m³ / - Pack. / 13,0 kg

**102.133.I**

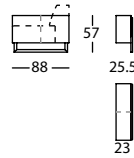
MOON BRAZO ALTO IZDO
MOON WIDE AND HIGH LEFT ARM
MOON BRAS LARGE ET HAUT GAUCHE

0,16 m³ / - Pack. / 13,0 kg

**102.131.D**

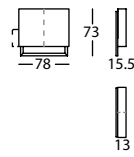
MOON BRAZO BAJO DCHO
MOON WIDE AND LOW RIGHT ARM
MOON BRAS LARGE ET BAS DROIT

0,16 m³ / - Pack. / 13,0 kg

**102.131.I**

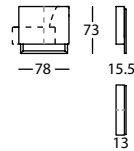
MOON BRAZO BAJO IZDO
MOON WIDE AND LOW LEFT ARM
MOON BRAS LARGE ET BAS GAUCHE

0,16 m³ / - Pack. / 13,0 kg

**102.132.D**

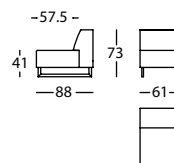
MOON BRAZO ESTRECHO DCHO
MOON NARROW AND HIGH RIGHT ARM
MOON BRAS ETROIT ET HAUT DROIT

0,09 m³ / - Pack. / 11,0 kg

**102.132.I**

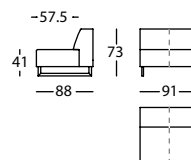
MOON BRAZO ESTRECHO IZDO
MOON NARROW AND HIGH RIGHT ARM
MOON BRAS ETROIT ET HAUT DROIT

0,09 m³ / - Pack. / 11,0 kg

**102.121.G**

MOON MOD 61
MOON MODULE 61
MOON MODULE 61

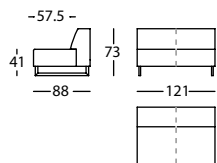
0,42 m³ / 1 Pack. / 19,0 kg

**102.121.K**

MOON MOD 91
MOON MODULE 91
MOON MODULE 91

0,63 m³ / 1 Pack. / 24,0 kg

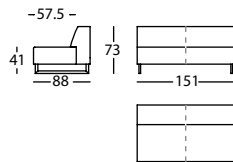
MOON by Rafa García, 2007



102.121.N

MOON MOD 121
MOON MODULE 121
MOON MODULE 121

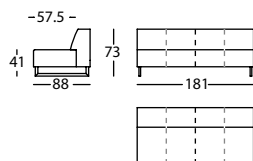
0,83 m³ / 1 Pack. / 33,0 kg



102.121.R

MOON MOD 151
MOON MODULE 151
MOON MODULE 151

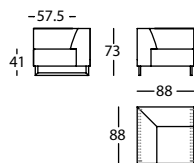
1,03 m³ / 1 Pack. / 35,0 kg



102.121.U

MOON MOD 181
MOON MODULE 181
MOON MODULE 181

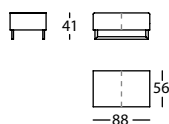
1,23 m³ / 1 Pack. / 38,0 kg



102.161

MOON ANGULO RECTO
MOON STRAIGHT CORNER
MOON ANGLE CARRE

0,61 m³ / 1 Pack. / 34,0 kg



102.151.FJ

MOON PUF 88X56
MOON POUF 88X56
MOON POUF 88X56

0,23 m³ / 1 Pack. / 13,0 kg